

**Learning Objective:** understand the purpose of juxtaposition in art

Coding and design basic shapes are the perfect way to get started with Artie 3000™. From simple lines and angles to intricate circular shapes, Artie can code anything you program, line by line.

**Juxtaposition** means to put pictures or ideas side by side. In art, juxtaposition is often used to create an effect by placing contrasting elements together. This adds visual interest creating excitement and drama in the artwork. You can see some examples of juxtaposition in art here <https://fineartamerica.com/art/juxtaposition>


You can use juxtaposition to design an interesting artwork and have Artie draw it.

**Objective:**

Using your 4 colorful markers, find the preprogrammed shapes in Artie’s user interface and get coding on 1 single sheet of paper. Let the designs overlap and build a colorful masterpiece designed by you and drawn by Artie 3000.


**Enrichment:**

What are some contrasts you can demonstrate with Artie?




**Color**

You can use one color marker to draw a few shapes over and over, and then change to a different color marker. Don’t forget to use your marker parker to set the new color marker at the right level so the marker doesn’t leak on your paper before you are ready to draw.



**Size**

You can draw multiple shapes and then create another in a different size.



**Shape**

You can draw all of one shape and then add a different shape

**And you can combine any of the above techniques to create something really new!**

